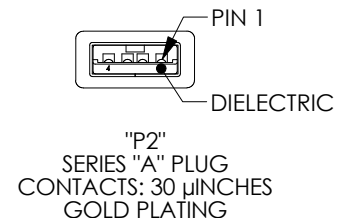
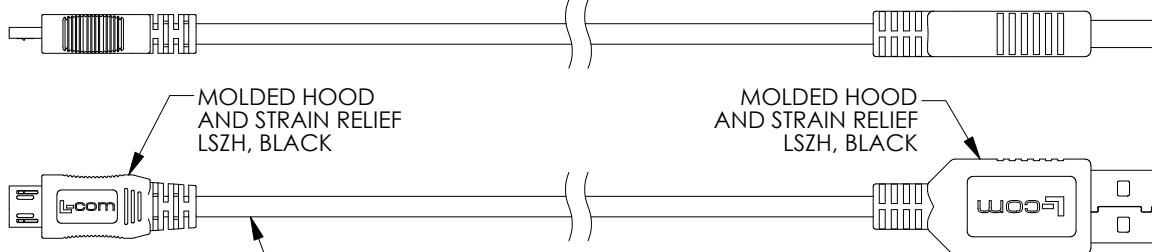
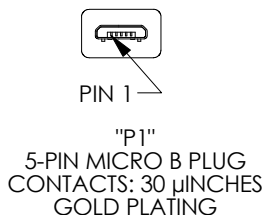
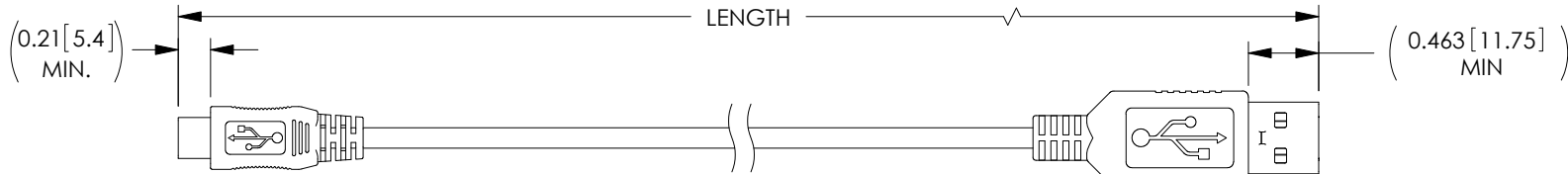


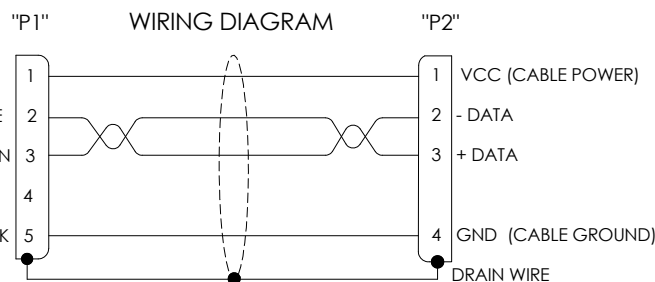
THE INFORMATION CONTAINED IN THIS DRAWING IS THE SOLE PROPERTY OF L-COM, INC. ANY REPRODUCTION IN PART OR WHOLE WITHOUT THE WRITTEN PERMISSION OF L-COM, INC. IS PROHIBITED.

REVISIONS			
REV	DESCRIPTION	DATE	APPROVED
A	INITIAL RELEASE	11/17/15	D.GRIFFIN



ONE 28AWG STRANDED TINNED COPPER TWISTED PAIR
TWO 28AWG STRANDED TINNED COPPER CONDUCTORS
OVERALL ALUMINIZED POLYESTER SHIELD WITH DRAIN WIRE
PLUS TINNED COPPER BRAIDED SHIELD.
LSZH OUTER JACKET, BLACK

MODEL NUMBER	LENGTH METERS [FEET]
CSMUAZMICB-03M	0.3 [.98]
CSMUAZMICB-05M	0.5 [1.64]
CSMUAZMICB-1M	1.0 [3.28]
CSMUAZMICB-2M	2.0 [6.56]
CSMUAZMICB-3M	3.0 [9.84]



NOTES:

1. CABLE ASSEMBLY SHALL HAVE 360° SHIELD TERMINATION.
2. CABLE ASSEMBLY SHALL MEET USB 2.0 REQUIREMENTS.
3. CABLE ASSEMBLY SHALL BE TESTED FOR CONTINUITY.
4. CABLE ASSEMBLY SHALL BE INDIVIDUALLY PACKAGED IN ACCORDANCE WITH L-COM SPECIFICATION PS-0031.

REGULATORY COMPLIANCE:
CE2011/65/EU(RoHS DIRECTIVE)

UNLESS OTHERWISE SPECIFIED, DIMENSIONS ARE IN INCHES [mm] OVERALL CABLE LENGTH TOLERANCE: ≤12 [305] = +1 [25] / -0 >12 [305] ≤60 [1524] = +2 [51] / -0 >60 [1524] ≤120 [3048] = +4 [102] / -0 >120 [3048] ≤300 [7620] = +6 [152] / -0 >300 [7620] = +5% / -0%	APPROVALS	DATE	 45 BEECHWOOD DRIVE NORTH ANDOVER, MA 01845
	DRAWN BY D. DESJARDIN	9/17/15	
ALL OTHER DIMENSIONAL TOLERANCES: .X = ± .2 [5.08] .XX = ± .02 [1.51] .XXX = ± .005 [1.13]	CHECKED BY S. SMITH	11/17/15	CATEGORY
	APPROVED BY S. SMITH	11/17/15	USB
PROJECTION	CONFIGURATION DETAILS OF UNDIMENSIONED FEATURES MAY VARY	PRODUCT DESCRIPTION	
	COLOR VARIATIONS MAY OCCUR	CA USB-A/MICRO B LSZH	
	SIZE A	FSCM NO. 43321	DWG. NO. CSMUAZMICB
	SCALE: NONE	CAD FILE: CSMUAZMICB.SLDDRW	REV. A
			SHEET 1 OF 1