

6

5

4

3

2

1

REVISION

ZONE	REV	DESCRIPTION	DATE	CHANGED BY	APPROVED
	E	UPDATED PER ECO-14569	05/12/2025	HBAKKE	GUTTADAURO

F

F

E

E

D

D

C

C

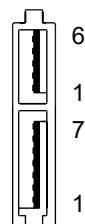
B

B

A

A

"P1"



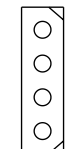
SLIMLINE SATA

SLIM SATA
RECEPTACLE
CONNECTOR
7 PIN + 6 PIN

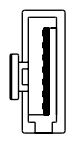
LENGTH +1.0/-0 [+25/-0]

POWER CONNECTOR
MALE, 4 PINUL 1007, 18 AWG,
(RED)UL 1007, 18 AWG,
(BLACK)

"P3"



"P2"



SATA FLAT CABLE, 26 AWG, (RED)

SATA CONNECTOR LATCHING
RECEPTACLE 7 PIN

WIRE MAP

"P1"	"P2"	"P3"
1	1	
2	2	
3	3	
4	4	
5	5	
6	6	
7	7	
1		
2 & 3		RED 4
4		
5 & 6		BLACK 3

PART NUMBER	LENGTH	
	INCHES	MILLIMETERS
CASSA-8	8.0	[203.2]
CASSA-18	18.0	[457.2]

NOTES:

- CABLE SHALL BE FACTORY TESTED FOR CONTINUITY PRIOR TO SHIPPING.
- CABLE SHALL BE INDIVIDUALLY PACKAGED IN A POLYBAG.

THE INFORMATION CONTAINED IN THIS DRAWING IS THE SOLE PROPERTY OF INFINITE ELECTRONICS, INC. ANY REPRODUCTION IN PART OR WHOLE WITHOUT THE WRITTEN PERMISSION OF INFINITE ELECTRONICS, INC. IS PROHIBITED. THESE COMMODITIES, TECHNOLOGY OR SOFTWARE WERE EXPORTED FROM THE UNITED STATES IN ACCORDANCE WITH THE EXPORT ADMINISTRATION REGULATIONS. DIVERSION CONTRARY TO U.S. LAW PROHIBITED.

6

5

4

3

2

1

UNLESS OTHERWISE SPECIFIED
LEADING DIMENSIONS ARE INCHES
DIMENSIONS IN [] ARE MILLIMETERS

TOLERANCES:
X = ±.2 [5] FRACTIONS
.XX = ±.02 [0.5] ± 1/32
.XXX = ±.005 [0.13] ANGLES ± 1°

CABLE LENGTH TOLERANCES:
≤12 [305] = +1 [25] / -0
>12 [305] ≤ 60 [1524] = +2 [51] / -0
>60 [1524] ≤ 120 [3048] = +4 [102] / -0
>120 [3048] ≤ 300 [7620] = +6 [152] / -0
>300 [7620] = +5% / -0

ALL DIMENSIONS ARE FOR REFERENCE ONLY
AND SUBJECT TO CHANGE WITHOUT NOTICE.
UN-DIMENSIONED/NON-CRITICAL FEATURES
MAY VARY IN SIZE AND LOCATION
COLORS MAY VARY

L-com
an INFINIT® brand

Website: www.L-com.com
Phone: 1.800.341.5266 | 1.978.682.6936



INTERPRET ALL DIMENSIONS AND
TOLERANCES PER ASME Y14.5

SCALE SHEET
NONE 1 OF 1

DESCRIPTION

SLIMLINE SATA CABLE ASSEMBLY, W/POWER +DATA
CONNECTORS

SIZE	CAGE CODE	DRAWN BY	ITEM NO.	REV
A	43321	D. CASTRO	CASSA	E