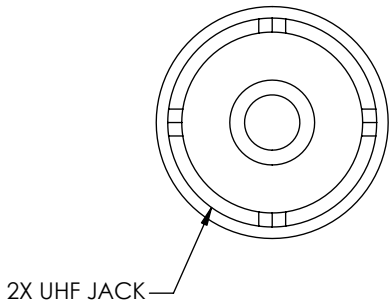
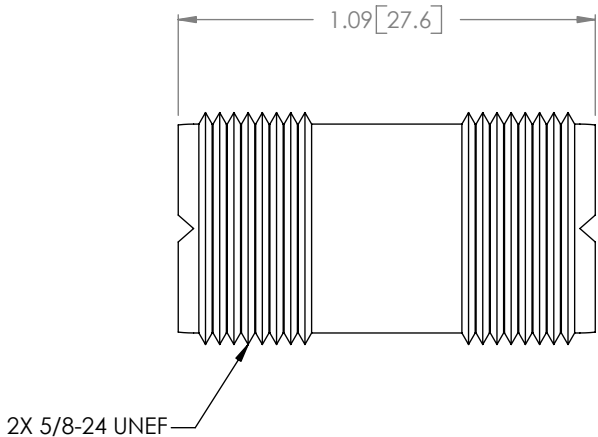


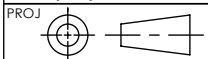
THE INFORMATION CONTAINED IN THIS DRAWING IS THE SOLE  
PROPERTY OF L-COM, INC. ANY REPRODUCTION IN PART OR WHOLE  
WITHOUT THE WRITTEN PERMISSION OF L-COM, INC. IS PROHIBITED.

REVISIONS			
REV	DESCRIPTION	DATE	CHANGED BY
A	RELEASED FOR PRODUCTION	12/13/01	MCCORMICK
B	ECN 3119: UPDATE DWG FORMAT	12/14/07	D.GRIFFIN



NOTES:  
**MATERIAL:**  
BODY: NICKEL PLATED BRASS  
INSULATOR: DELRIN  
CONTACTS: NICKEL PLATED BRASS

UNLESS OTHERWISE SPECIFIED,  
DIMENSIONS ARE IN INCHES [mm]  
TOLERANCES TO BE:  
.X ±.1 [2.5] ANGLES ±2°  
.XX ±.01 [.25]  
.XXX ±.005 [.13]  
OVERALL CABLE LENGTH TOL:  
≤ 60 [1524] +3 [76.2] / - 0  
> 60 [1524] +5% / -0%



APPROVALS		DATE
DRAWN BY	MCCORMICK	12/05/01
CHECKED BY	D.PARHAM	12/05/01
APPROVED BY	R.CARRICK	12/05/01

CONFIGURATION DETAILS OF  
UNDIMENSIONED FEATURES  
MAY VARY

<b>L-com</b> CONNECTIVITY PRODUCTS		45 BEECHWOOD DRIVE NORTH ANDOVER, MA 01845	
CATEGORY		COAXIAL	
PRODUCT DESCRIPTION		ADAPTOR UHF F/UHF F	
SIZE	FSCM NO.	DWG. NO.	REV.
<b>A</b>	<b>43321</b>	BA170	<b>B</b>
SCALE: NONE		CAD FILE: BA170.SLDDRW	SHEET 1 OF 1