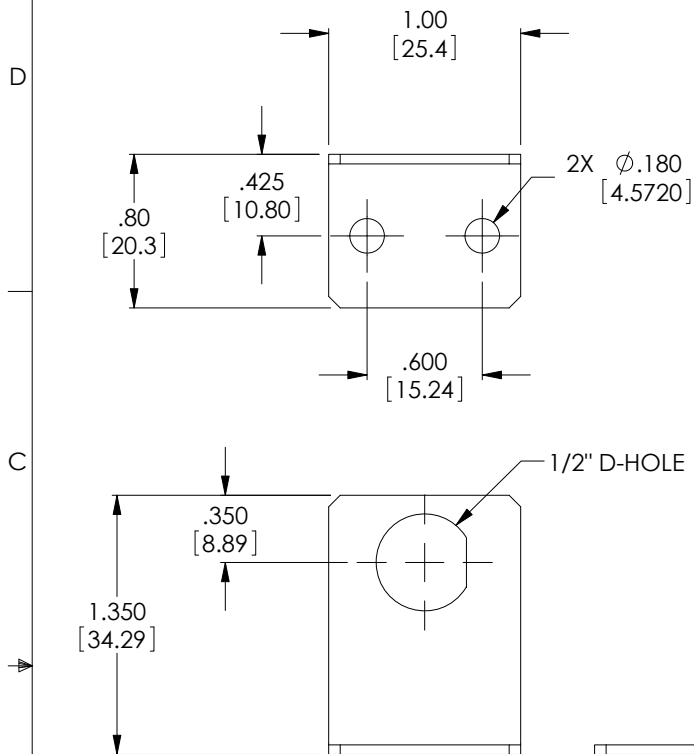
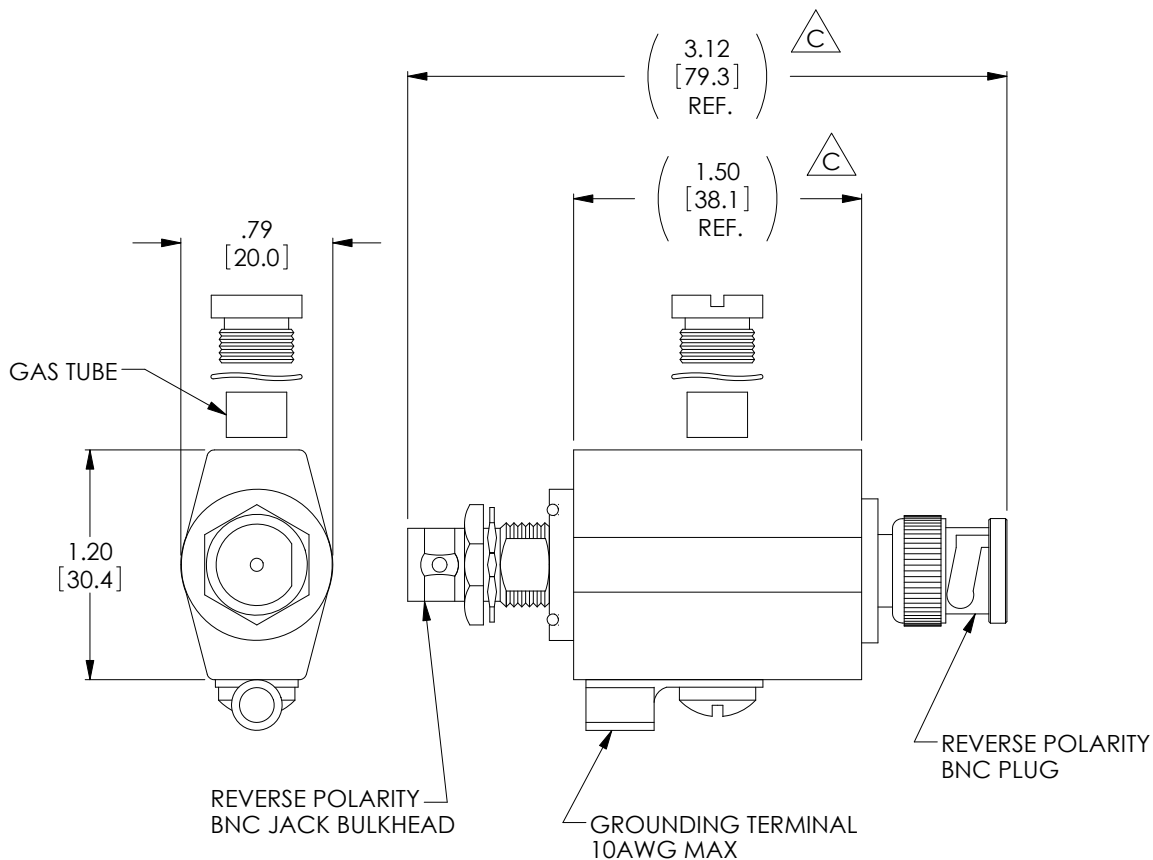


THE INFORMATION CONTAINED IN THIS DRAWING IS THE SOLE PROPERTY OF L-COM, INC. ANY REPRODUCTION IN PART OR WHOLE WITHOUT THE WRITTEN PERMISSION OF L-COM, INC. IS PROHIBITED.

REVISIONS			
REV	DESCRIPTION	DATE	APPROVED
A	RELEASED	09/09/03	AV
B	ECN5050: UPDATED FORMAT. ADDED MNT BRKT. ADDED NOTES.	09/28/10	DFP
C	ECN 9234: MADE DIMS 3.12 AND 1.50 REFERENCE DIMS, NEW FORMAT	6/6/18	D.FRISIELLO


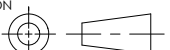


MOUNTING BRACKET



NOTE:

1. MOUNTING BRACKET MATERIAL: .05 [1.27] THK ALUMINUM
2. PROTECTOR MATERIAL:
BODY: ALUMINUM
CONTACT: GOLD PLATED BRASS
INSULATOR: PTFE
3. PACKAGE IN ACCORDANCE WITH L-COM SPECIFICATION
4. 90V GAS TUBE, 0-3GHz

UNLESS OTHERWISE SPECIFIED, DIMENSIONS ARE IN INCHES [mm] OVERALL CABLE LENGTH TOLERANCE: ≤12 [305] = +1 [25] / -0 >12 [305] ≤60 [1524] = +2 [51] / -0 >60 [1524] ≤120 [3048] = +4 [102] / -0 >120 [3048] ≤300 [7620] = +6 [152] / -0 >300 [7620] = +5% / -0% ALL OTHER DIMENSIONAL TOLERANCES: .X = ±.2 [5.08] .XX = ±.02 [5.1] .XXX = ±.005 [1.3]	APPROVALS	DATE	 50 HIGH STREET NORTH ANDOVER, MA 01845	
	DRAWN BY A. VAJANYI	09/09/2003		
	CHECKED BY A. VAJANYI	09/09/2003	CATEGORY LIGHTNING PROTECTOR	
	APPROVED BY P. PESA	09/09/2003	PRODUCT DESCRIPTION REVERSE POLARITY BNC PLUG TO REVERSE POLARITY JACK BULKHEAD	
PROJECTION 	CONFIGURATION DETAILS OF UNDIMENSIONED FEATURES MAY VARY		SIZE A	FSCM NO. 43321
COLOR VARIATIONS MAY OCCUR		DWG. NO. AL-RBPRBJB	REV. C	SCALE: NONE CAD FILE: AL-RBPRBJB.SLDDRW SHEET 1 OF 1